

# Welcome to our Knowledge Rallye Primary school I

in **EUROPA<sup>★</sup> PARK<sup>®</sup>**



**Hello!**  
Great to have you here!  
Would you like to join me and my friends on  
the Knowledge Rallye here in Europa-Park?  
Make sure you solve all the activities in the correct  
order, as we don't want to lose you along the way!  
I wish you lots of fun and much success!  
On your marks ... get set ... GO!

Team name: \_\_\_\_\_


Our members are: \_\_\_\_\_

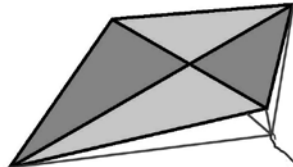
Our meeting place is: \_\_\_\_\_

(Place) \_\_\_\_\_

(Time) \_\_\_\_\_

You'll be  
meeting us, too!





You'll be starting at the main entrance of Europa-Park in the German Alley "Deutsche Allee". Make sure you grab a park map so that you don't get lost. If you look around you in the German Alley, you will see houses to the left and right of you, those houses are as they once used to be built in Germany.



1.

You'll now go under an arch way. Watch out! Look up!!!

Which three fairytales can you recognize?

(The names may be in German, but I'm sure you can work out the pictures!)

•

•

•

3  
points

2.

In the course of many centuries a lot of buildings were rebuilt. Have a look at the old city tower to the right. Can you see the six different statues? One of them is pictured here. Can you spot what she is holding in her hand?

Draw the object in the free space!



2  
points

3. Before I tell you where to go, you'll have to try to guess it!  
Find your destination in the crossword puzzle below and circle it!



Hi, my name is Mausi!  
I have a difficult puzzle  
for you!

The word begins  
with the letter "B"!

F	S	Z	G	N	C	Z	R	A	O	C
C	U	H	B	H	J	H	Y	Z	K	H
L	E	B	A	L	T	H	A	S	A	R
O	X	R	A	T	A	G	T	W	A	S

We're heading to the park of the Castle \_\_\_\_\_ at the end of the  
German Alley "Deutsche Allee"!

1  
point

4. I don't believe it! Can you see the swimming ball (sphere)? Have  
a closer look at it.

Which diameter does it have?  
(\*The sign is only in German and French, but the numbers are  
the same. Tip: Can you work it out if I tell you that diameter in  
German means "Durchmesser"?)

\_\_\_\_\_

How many tonnes does it weigh?  
(Tip: Tonnes (t) in German means "Tonnen")

\_\_\_\_\_



2  
points

Turn to the right now  
and go past the bridge  
to the big Europa fountain.  
Keep an eye out for the  
stars on the floor!



5. Write in the spaces below the distances to these places from here. You'll find all the figures in the stars. By the way: You'll also find all these countries at Europa-Park!

## Europe

There's always great tea in London! You'll know my country as **England** in the United Kingdom.



This is my capital city. I come from **Russia**.



London

Moscow

km

km

km

km

Madrid

Athens

The capital city of my country is called Madrid. I come from **Spain**.



My country is called **Greece**. We like to dance Sirtaki here.



4  
points



6. Go back to the old city tower. A few meters away from there is a house with the number 75 on it. It has a roof that has been covered with interesting material.

Do you know what type of roof this is?  
(\*The sign is only in German and French, however you can also find houses with these roofs in the English country side.)

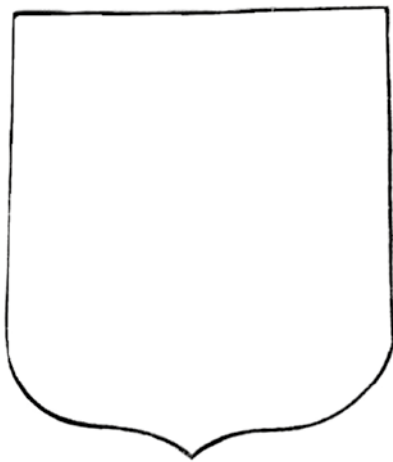
1  
point

7. It smells a lot like pizza and spaghetti bolognaise in our next themed area.

We're off to \_\_\_\_\_.



1  
point



8. At the entrance to this themed area is an arch way.

Here is the coat of arms of Pisa.  
Spot it and copy it down!

1  
point

9. Now we're off to the next themed area ...  
Connect the letters, to find out the name of the country!

A R E  
N F C

You need to go to \_\_\_\_\_ !



1  
point

10. How high is the Euro-Tower?

You'll have to search for the digits on the glass arc over the entrance to the "Euro-Tower".

\_\_\_\_\_ m

1  
point

11. "There was a lot of steam pressure on me for over 50 years. Jim Knopf (a famous puppet who played the part of a train conductor) had a lot of fun travelling with me. Now I enjoy a rest next to the Euro-Tower. What am I?"

Clue: "I weigh 45 tonnes."

1  
point

Can you recognise  
our next destination  
by this flag?



12. From the exit of the Swiss bobsleigh run, go down the street on the right past all the old Swiss wooden huts. At the end of the street you can buy a certain type of cheese. What is it called? Tick the right one:

- Edam cheese
- Raclette
- Leerdamer

1  
point



Now we're off to the themed area Greece!

13. What do the Greeks call an inn? Have a look in the town of Mykonos and tick the right answer:

- Taverna
- Ristorante
- Pub

1  
point


14. Go to the big temple. The Greek Water God is sitting on his throne on top of the temple. What is he holding in his hand?

1  
point



15. Our next visit will be to ...

Wait, you'll have to work out the name of the theme area first! What's Euromaus saying?



Answer:

□ □ □ □ □ □

1 point

16. What are "Matroschkas"? You can find the answer in one of the wooden houses!

Tick the right answer!

wooden rocking horses

coloured wooden puppets

yummy sweets

fragile glass vases

1 point

The famous Russian space station "MIR" circled the earth from 1986 to 2001. Up to six cosmonauts (that's what the Russian spacemen are called) could live inside the "MIR".



17. Where did the cosmonauts sleep? You'll find this answer if you go inside the space station.

In a

\_\_\_\_\_

1 point

Now you need to get onto the monorail and drive to Iceland.  
There you'll find the final questions of this rallye!

18. There's a well at the bottom of the monorail station, where you will see a map of Iceland.

a) What's the name of the capital city of Iceland?

1  
point

b) Which of these animals, which you can see on the map, can you find in Iceland?

Icelandic puffin

Wolf

Seal

Polar fox

Penguin

Orca whale

4  
points

**Supplementary question:**

With this question you can even out lost points. However, in order to complete these questions you have to ride on the attraction "Whale Adventures – Splash tours", and carefully look at the information signs in the waiting area. So make sure you only answer these questions if you have plenty of time left!

a) Which animal is the most important prey of orca whales?

1  
point

b) How can you tell the age of a whale?

1  
point

c) How many teeth can be found in the jaw of a whale?

1  
point





# Methodological and didactic commentary to the Knowledge Rallyes

## Introduction

Education is not solely present in the classroom, there are many possibilities to further educate and learn outside of school in new and exciting environments. Because of that the knowledge rallyes at Europa-Park offer pupils the chance to develop a lifelong interest to learn, by introducing them to educational facts in a fun and innovative way. Along with their friends, children have the opportunity to learn many interesting facts about Europe itself. Knowledge rallyes, as an educational activity, have established themselves over the past years to be very popular amongst students and teachers.

The aims of this learning method:

- Holistic learning, that incorporates all senses, supports the learning process and takes into account different interests
- Rallyes provoke key skills including independence, responsibility and conscientiousness
- Working in small groups encourages students, as well as teachers, to take on new roles

On average, depending on the age of the participant, a rallye takes between one and a half and two hours. The rallyes take place in a restricted area in the park and the path is clearly described on the activity sheets. The distances between the different stations are planned in such a way, that the individual groups won't have to interfere with others' answers or others' progress along the way.

## Organisation

The students should form groups of at least three and at most five persons. The ages and abilities of the children should also be kept in mind, so that no teams have an unfair advantage. The groups can be, but by no means have to be, accompanied by a guardian, teacher or parent.

It can be useful to position a guardian at one or two stations, so that they can respond to any student's questions. The students should also be informed at the beginning of the rallye that we ask them to behave in a polite and respectful manner towards other park visitors.

Health and safety advice should be given and it should be noted that the advice of the park staff has been considered and followed at all times. It may also be useful to compare and check watch times before setting off.

The individual teams will then be sent off in a timeframe of about five to ten minutes between the groups. If parents do accompany the children on the knowledge rallye, they should take a step back and try not to interfere with the solving of the activity. A meeting place and time will be arranged where the teachers will be waiting for the students' arrival after the walkthrough. The official meeting point pillars which you can find in every themed area are ideal reunion places. The evaluation of scores could also be carried out here.

## Evaluation

In order to avoid students rushing from station to station, you should ensure that you allow plenty of time. It's important not to put time pressure on rallyes with children, as they may not pay as much attention to detail. The knowledge rallyes should be achievable without any problems in 90 minutes. The high score will be calculated according to the points given after each activity. Teachers may also want to award extra points for special accomplishments (i.e. very good teamwork). The evaluation should take place directly after the arrival of each team. The scores of each team's activity sheet should be summed-up on a particular overview sheet, so that all the scores are already summed up for the arrival of the last team.

## Award Ceremony


The award ceremony can be done straight after the evaluation of the scores or alternatively back at school. In each folder there is a certificate which can be presented to the winning team. The teams who gain the first three places could also be rewarded with additional prizes.

## Conclusion

The knowledge rallyes have been developed according to the educational programmes of Baden-Württemberg. You will therefore come across questions, which are central to the educational programme. If these questions aren't recognisable in your schooling programme, they can nonetheless be logically solved through observation. These themes can also be further discussed in the classroom and included in school work.


We wish you and your students a lot of fun at Europa-Park and hope that you will be inspired by many new and exciting experiences.

# Evaluation sheet for the Knowledge Rallye in Europa-Park

Question	Answer	Max. Points	Team 1	Team 2	Team 3	Team 4	Team 5	Team 6	Team 7
1	Puss in Boots, Sleeping Beauty, Cinderella	3							
2	Scales	2							
3	Balthasar	1							
4	1.00m diameter, 1.8 tonnes = 1,800kg	2							
5	London (England)      680km Moscow (Russia)      2,175km Madrid (Spain)      1,305km Athens (Greece)      1,700km	4							
6	Thatched roof (Reed)	1							
7	Italy	1							
8		1							
9	France	1							
10	75m	1							
11	Steam railway/train	1							
12	Raclette	1							

# EUROPA PARK®

FREIZEITPARK & ERLEBNIS-RESORT

Question	Answer	Max. Points	Team 1	Team 2	Team 3	Team 4	Team 5	Team 6	Team 7
<b>13</b>	Taverna	1							
<b>14</b>	Poseidon carries a three-pronged-fork (a tricorn) 	1							
<b>15</b>	Russia	1							
<b>16</b>	Coloured wooden puppets	1							
<b>17</b>	Sleeping bag	1							
<b>18 a</b>	Reykjavik	1							
<b>18 b</b>	Icelandic puffin seal polar fox orca whale	4							
<b>Supp. Q.</b>	<b>a</b> Seal <b>b</b> By the number of teeth <b>c</b> Up to 130 teeth	1 1 1							
Total points:			32						

Winning team: .....